

PATENTED

GUARANTEED
✓
1.000.000
cycles



ROLL

DESCRIPTION

ROLL is a roll up door with a easy automation and a simple design to be used for all kinds of installations, where it's not required to have high and specific technology on the door or a strong wind resistance.

Perfect for internal installation this door will replace in time the need of strip doors and thanks to its galvanized steel self-supporting frame is ideal for each industrial application.

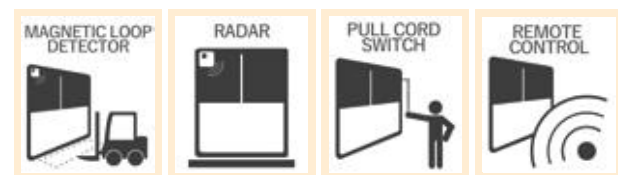
ADVANTAGES

- ✓ High cycles
- ✓ Reliable
- ✓ Simply design
- ✓ Basic automation

APPLICATION

Roll door with horizontal bars ideal for:

- ✓ Industry
- ✓ Car wash
- ✓ Hospital
- ✓ Supermarket
- ✓ Large retailers
- ✓ Automotive
- ✓ Warehouses



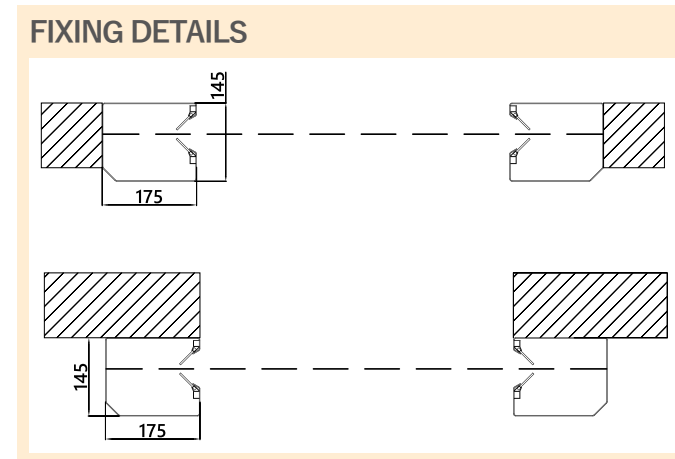
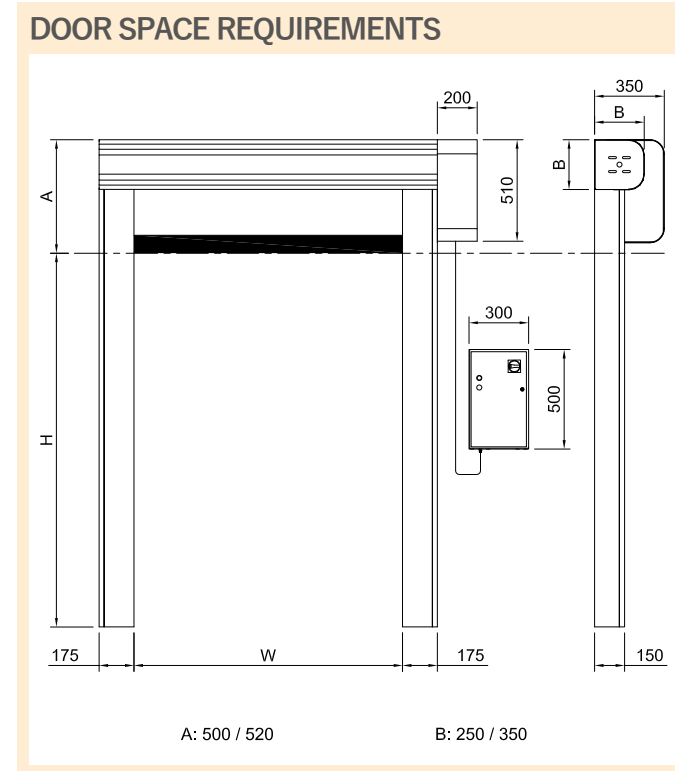
EN13241/CE

Standard	Ref.	Test acc.	Results
Water permeability	EN 12425	EN 12489	Class 1
Wind load	EN 12424	EN 12444	Class 2
Wind permeability	EN 12426	EN 12427	Class 0
Safe openings	EN 12453	EN 12445	✓
Mechanical resistance	EN 12604	EN 12605	✓
Unintended movements	EN 12604	EN 12605	✓
Thermal transmittance	EN 12428	EN 12428	6,02 W/m²K
Performance (cycles)	EN 12604	EN 12605	1.000.000

VALUES CAN CHANGE DEPENDING ON DOOR DIMENSIONS

FEATURES	
Maximum dimensions	W 6000 mm x H 5000 mm
Speed	Max opening speed up to 1,2 m/s
	Closing speed 1,2 m/s
Wind resistance	3000 x 3000 Class 2 6000 x 5000 Class 1
Structure	Self-supporting
Frame / motor cover hood	Standard: Galvanized Steel
	Optional: Powder coated Steel Stainless Steel 441/ 316
Curtain	Standard: PVC curtain fabric 900 gr/m ²
	Optional: Insulated 7 mm, 3.3 W/m ² k Translucent 35/40% FDA (white) Antistatic
Control panel	Standard: Powder coated steel box IP54 (300 x 500 x 150 mm)
	Optional: Stainless Steel PVC box IP65 (300 x 400 x 150 mm)
	Contactors
	Thermail modular protection
	Power supply 3-ph, 3-230V
	Power supply 3-ph, 3-400V
	Star/Stop Button
	Emergency stop button
	IP rating for motor and control panel IP54

FEATURES	
Safeties	Standard: Photocells set IP65 WiFi safety edge IP65
	Optional: Multi ray light curtain barrier H2500 IP67
Emergency opening	Standard: Hand crank
	Optional: Counterweight system Chain system
Advising operative temperature	Operating till - 30 C° + 70° C - Not apt to be installed in negative/positive temperature
Cycles (EN 12604)	1.000.000 (tested)



AVAILABLE COLOURS	Simil RAL 1015	Simil RAL 3002	Simil RAL 9006	Simil RAL 7035	Simil RAL 5010
Simil RAL 1003	Simil RAL 8014	Simil RAL 7042	Simil RAL 6018	Simil RAL 5002	Simil RAL 5012
Simil RAL 9010	Simil RAL 2004	Simil RAL 9005	Simil RAL 7037	Simil RAL 6026	

*BMP Europe S.r.l. reserves the right to change the characteristics of its products or components without prior notice, depending on its policy of continuous product development. The doors shown are example applications. No part or excerpt may be reproduced without our prior permission.

